

kuraray

Noritake

CERABIENTM ZR

Dental Ceramic

CERABIENTM ZR



Shaping the Future of Esthetics



The Future of Innovative Material Technology

CERABIEN™ ZR features outstanding chipping resistance, superior fracture resistance and stability due to Kuraray Noritake Dental's materials technology and innovation.

PROVEN ZIRCONIA SOLUTIONS

Survival Analysis of PFZ (with CERABIEN™ ZR) and PFM (with Noritake Super Porcelain EX-3) posterior crowns

Group	Total # Crowns	Mean Survival (SE) (Days)	Probability of Survival in %
PFZ	1102	2684 (6)	99.2
PFM	1080	2694 (5)	99.3

Fusun Ozer, DMD, PhD others, "A retrospective survey on long-term survival of posterior zirconia and porcelain-fused-to-metal crowns in private practice", Quintessence Int 2014;45:31-28

Coping system: Lava, 3M ESPE; Procera, Nobel Biocare; KATANA™, Kuraray Noritake Dental
Fabricated by one dental laboratory (Cusp, Boston)

"Survival of PFZ (CERABIEN™ ZR) crowns on posterior teeth did not differ from PFM crowns in the time interval surveyed."

Case 1 / Porcelain Laminate Veneer Using CERABIEN™ ZR and Directly Bonded to Zirconia Abutment

Fabrication by
Nondas Vachopoulos, RDT

Preoperative view
Characterization procedure
Postoperative view





KATANA™ Zirconia

Use CERABIEN™ ZR with KATANA™ Zirconia. Color is suitable for frameworks, designed to be used with CERABIEN™ ZR to achieve highly esthetic prostheses.

Comprehensive Materials for Zirconia Solutions:
CERABIEN™ ZR / CZR Press / CZR Press LF / KATANA™ Zirconia

Case 2 / Porcelain Fused to Zirconia Restoration



Fabrication by
Naoki Hayashi, RDT

Teeth preparation
Postoperative views



Case 3 / Porcelain Fused to Zirconia Restoration

Fabrication by
Ak Yoshida, RDT

Preoperative view / Postoperative view



Case 4 / Porcelain Fused to Zirconia Restoration



Fabrication by
Orlando De La Mata, RDT

Dentine characterization performed by Internal Stain / Confirming the selected shade at the final try-in stage / Postoperative view

Case 5 / Porcelain Fused to Zirconia Restoration



Fabrication by
Giovanna Gambog Parreira, RDT

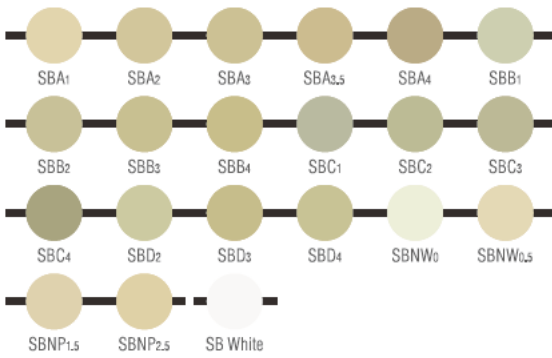
Close-up of the tooth preparations
Postoperative view



Color Combination Table

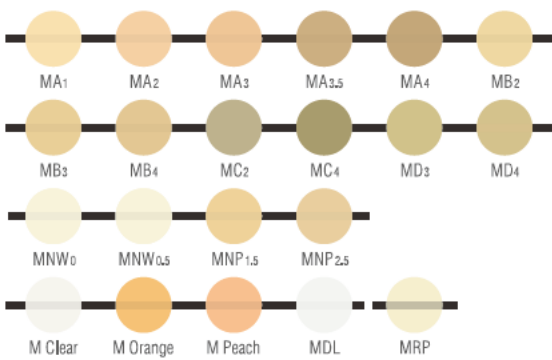
Shade Base

10g / 50g / 200g (SB White: 10g / 50g only)



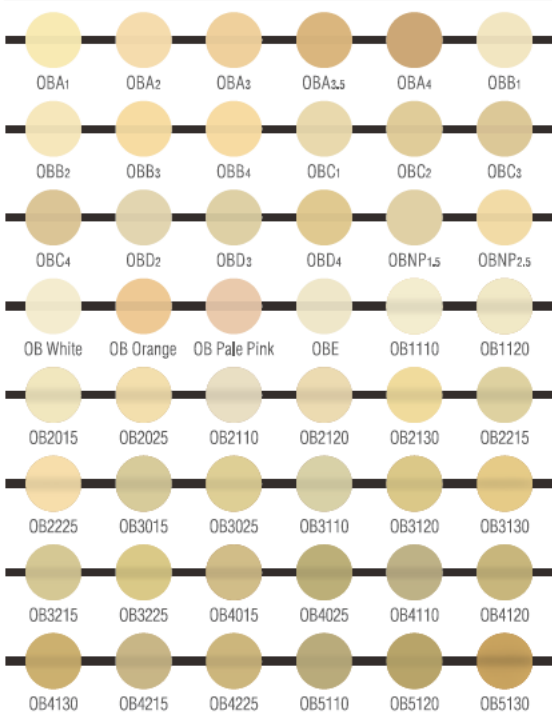
Margin

10g



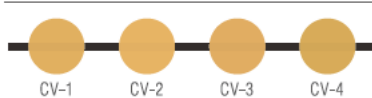
Opacious Body

10g / 50g / 200g



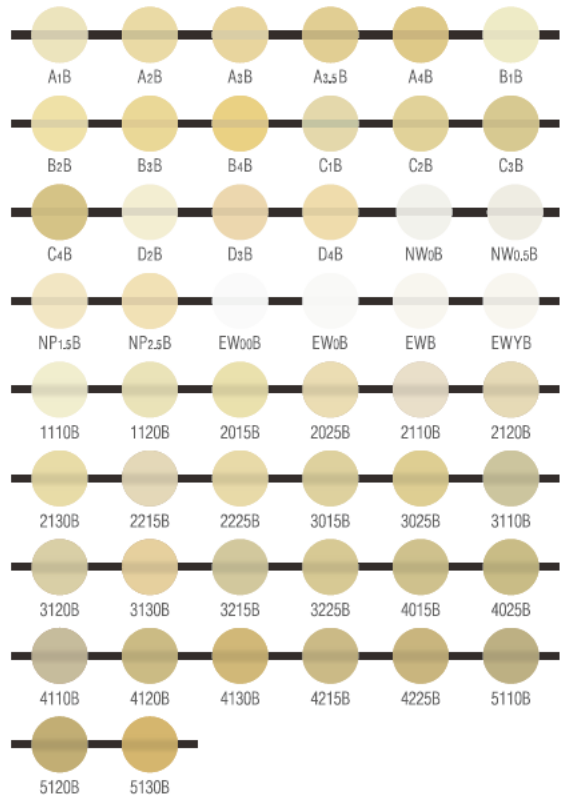
Cervical

10g / 50g / 200g



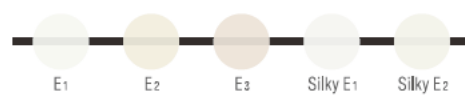
Body

10g / 50g / 200g



Enamel

10g / 50g / 200g



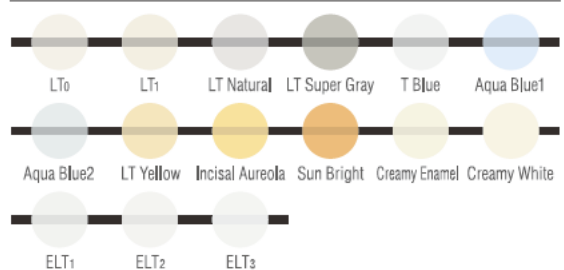
Translucent

10g / 50g / 200g



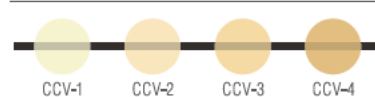
Luster

10g / 50g / 200g



Clear Cervical

10g / 50g / 200g



Color Combination Table

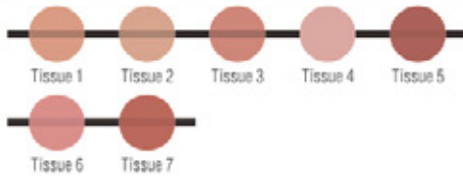
Mamelon

10g / 50g



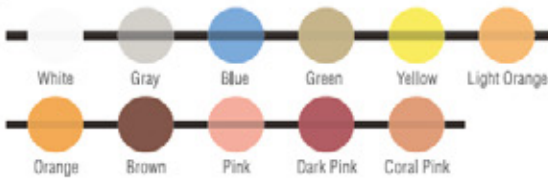
Tissue

10g / 50g



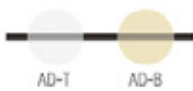
Modifier

10g / 50g



Add-on

10g / 50g



Internal Stain

3g



CERAB EN™ ZR and Natural Tooth under UV Light

External Stain

3g / (Glaze, FL Glaze, VC Glaze: 10g) / (Glaze: 30g)



FL Glaze is a colorless and transparent glaze powder containing high fluorescence. VC Glaze is a dentine colored glaze.

FC Paste Stain

3g / 5g (Glaze, Clear Glaze)



CERAB EN™ ZR Color Guide

Kuraray Noritake Dental Inc.
300 Higashiyama, Miyoshi-cho
Miyoshi, Aichi 470-0293, Japan
<http://www.kuraraynoritake.com>

Read the IFU (Instruction For Use) before procedure.
Printed color may not accurately present actual color.

CERABIEN and KATANA are trademarks of Noritake Co., Limited

LW02-02 11/2017