

**kurararay**

*Noritake*

*Super  
Porcelain* **EX-3**



Shaping the Future of Esthetics

## Innovation for the future of Ceramic Technology


Noritake Super Porcelain EX-3 (henceforth referred to as “EX-3”), a high-quality porcelain system, was developed as a result of the extensive knowledge and ceramic technology of Kuraray Noritake Dental.

### **Precision of the natural dentition**

Kuraray Noritake Dental’s shade concept creates an intra-oral harmony by diminishing the greenish color and adding a pinkish hue.

### **Fluorescence creates the natural look**

EX-3 features a clean fluorescent pale blue which creates the look of a natural tooth.



EX-3 / Natural Tooth under UV Light

### **Case 1 / Porcelain Fused to Metal Restoration**



Fabrication by  
Naoki Hayashi, RDT

Postoperative view / Tooth preparation

### **Case 2 / Porcelain Laminate Veneer Restoration**



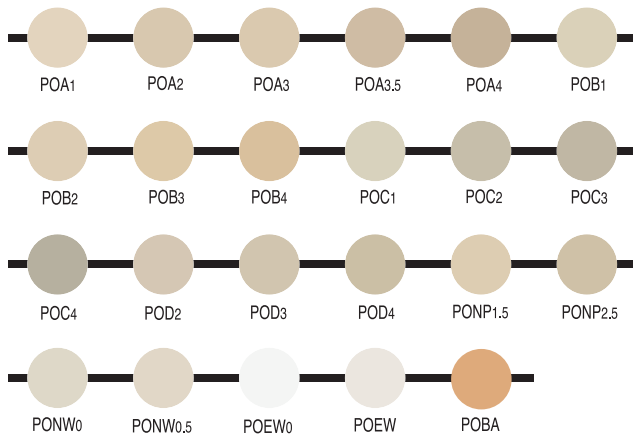
Fabrication by  
Nondas Vlachopoulos, RDT

Preoperative view / Postoperative view

# Color Combination Table

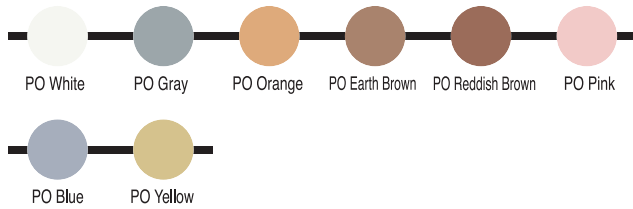
## Paste Opaque

6g / 2.4ml



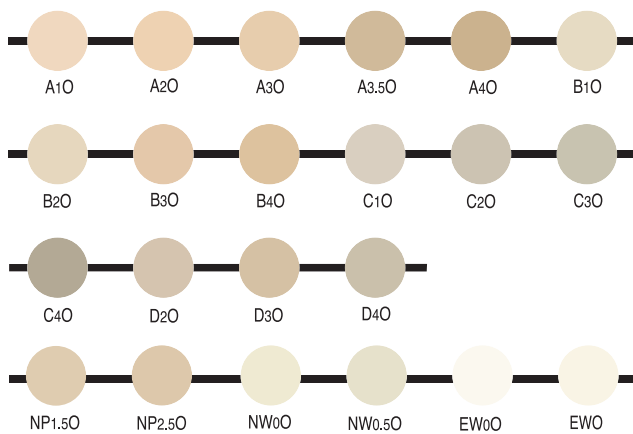
## Paste Opaque Modifier

3g / 1.2ml



## Powder Opaque

10g / 50g / 200g



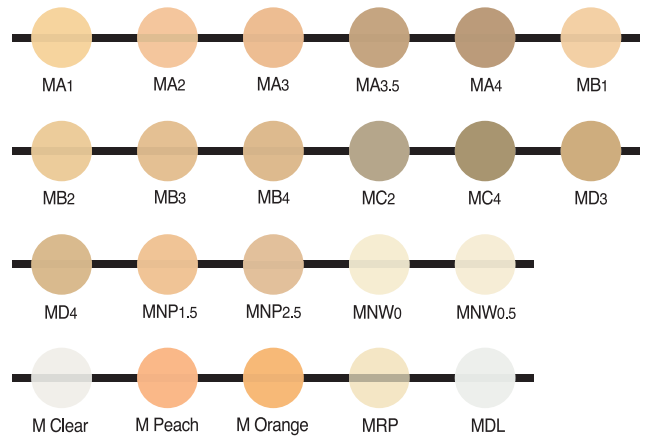
## Powder Opaque Modifier

10g / 50g



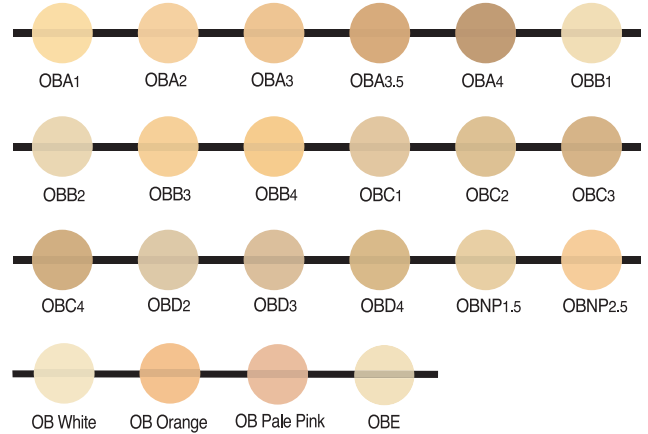
## Margin

10g / 50g



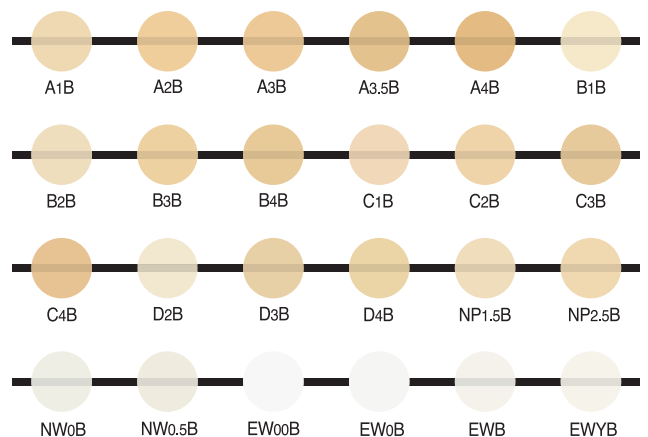
## Opacious Body

10g / 50g / 200g



## Body

10g / 50g / 200g



### Other EX-3 Line-Ups

**EX-3 Universal Paste Opaque:** Same color as Paste Opaque and Paste Opaque Modifier

**EX-3 Value Shade:** Value Shades are additional shades that expand the existing EX-3 selection of Body and Opacious Body porcelain powder to include the VITA® 3D-Master® shade

VITA and 3D-Master are registered trademarks of VITA Zahnfabrik H. Rauter GmbH & Co.

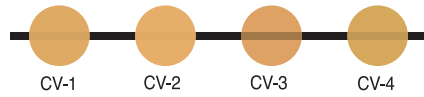
**EX-3 Speed Enamel (S1, S2, S3, S4):** Specially developed for the two layer build-up technique

**EX-3 n Color Shade:** n color shade is formulated to achieve chroma intensified Body and Paste Opaque (Universal Paste Opaque, Powder Opaque) of the shade. With intensified chroma, it even can be used in a case where there is insufficient space for porcelain build-up.

# Color Combination Table

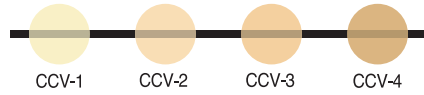
## Cervical

10g / 50g / 200g



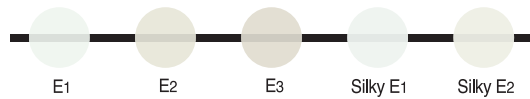
## Clear Cervical

10g / 50g / 200g



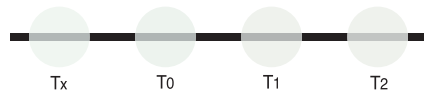
## Enamel

10g / 50g / 200g



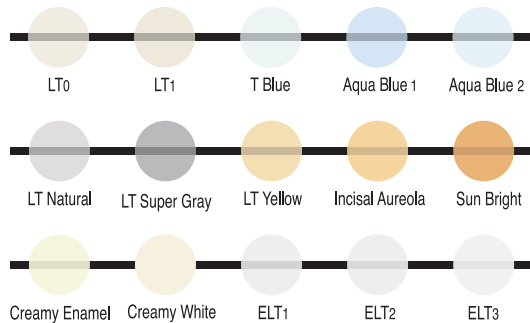
## Transluent

10g / 50g / 200g



## Luster

10g / 50g / 200g



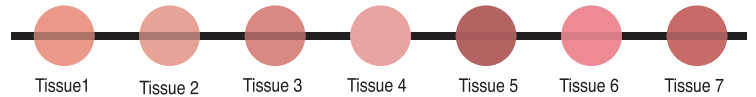
## Modifier / Mamelon

10g / 50g



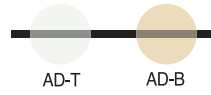
## Tissue

10g / 50g



## Add-on

10g / 50g



## ADDMATE

10g



ADDMATE is a correction porcelain which can be used with any porcelain fused-to-metal (PFM). It features a thermal expansion coefficient range of  $12.0 \sim 13.0 \times 10^{-6}/C^{\circ}$  and a baking temperature of  $660C^{\circ}/1220F^{\circ} \sim 700C^{\circ}/1292F^{\circ}$  lower than normal porcelain. ADDMATE makes even the most difficult porcelain corrections possible, such as post-solder corrections, fine morphological adjustments after glazing and the correction of air bubbles.

## Internal Stain

3g



## External Stain

3g / (Glaze) 10g/30g



## Kuraray Europe GmbH

BU Medical Products, Philipp-Reis-Str. 4, 65795 Hattersheim am Main, Germany  
 Phone: +49 (0) 69-305 35 833, fax: +49 (0) 69-305 98 35 833  
 dental.eu@kuraray.com, www.kuraraynoritake.eu

Read the IFU (Instruction For Use) before procedure.  
 Printed color may not accurately present actual color.