



This quote probably makes sense for you due to the amazing changes and evolution in our technology during the last several years. In order not to be rapidly overtaken, everyone had to make decisions and choices for their future.

It is not only focused on technical choices. These choices also concern the human factor and the communication aspects. More than ever, if the aim of the industry is the research for excellence, then a strong partnership and real teamwork between the laboratory, the dental office and the patient are the main focus of your preoccupations.

It is with this strong belief that Smile Line keeps on innovating and presents new instruments and accessories original and unique, to be discovered through the pages of this catalog.

If the success of any company is closely linked with innovation and promotion of projects, passion is the engine for setting them up. More than anything, we wish that this passion accompanies you every day, just as it is the case at Smile Line!

With our best wishes of success and wishing you an enjoyable reading experience.

Olivier Schaeren
Smile Line CEO

“The future is not what is going to happen to us but what we are going to do”

[Henri Bergson 1859-1941]



I CREATE...
WE CREATE

www.smileline.ch

SMILELINE 2019



INDEX

Smile Lite	4-5
Smile Lite MDP	6-9
Flexipalette	10
Photo-CAD	11
Sidekick, Implant drivers for dentists	12-13
venerME	14-15
Holding Gel	15
My Shade Guide for composites	16
Sampler	17
Compo-Brush	18
Organ.ez	19
N-Architect, Anterior silicone moulds	20
N-Architect, Posterior silicone moulds	21
Golden Section	22-23
Interactive	24
Styleitaliano	25

SMILE LITE

SHADE MATCHING FOR THE SPECIALIST

Without the proper tool, shade-taking can become very risky and cause a source of failures when producing an aesthetic restoration. Several factors can influence an incorrect perception of true colors, like ambient light (intensity, quality) and the working environment. Even human factors like the level of stress or fatigue on the eye can cause shade-taking errors.

Smile Lite is a revolutionary tool which brings you reliability, simplicity and efficiency – it allows you to **drastically reduce the risk of mistakes during shade-taking.**

Equipped with 5500°K LEDs (light emitting diodes), Smile Lite provides natural and neutral light, stable and reliable regardless of the time of the day or the weather outside. A Li-Ion battery is integrated meaning that the device is easily rechargeable thanks to the mini-USB cable (cable and charger supplied in the set).

Light quality of Smile Lite allows you to **determine with ease and security the hue, value and chroma of natural teeth.**

The rectangular view finder through which the operator observes the teeth clearly limits the “working area” in order to avoid any outside interference.

SMILELINE 2019



Without polarizing filter With Style Lense polarizing filter



Observe teeth as you have never seen before!

Inspired from the works of famous lecturers and clinicians, among them L. Vanini (1996) and S. Papazoglou (2016), together with our partner Styleitaliano (a group of passionate researchers and clinicians – www.styleitaliano.org) we developed a special polarizing filter that produces near to zero light interference easily adaptable to Smile Lite.

This “magical” filter amazingly annihilates light reflection (specular and diffuse) and allows the user to **observe the teeth in a totally new way**: easier appreciation of color, better understanding of the depth and transparencies, enhancement of the tiniest details and characterizations.

The live-polarization filter is packaged as a set with the Smile Lite. The filter can be attached to the Smile Lite with magnets, which allows for easy connection or removal.

Description	Item no.
Smile Lite, complete set incl. Style Lense polarizing filter	6500
Polarizing filter Style Lense	6510

SMILE LITE MDP

MOBILE DENTAL PHOTOGRAPHY

New era for photography

SMILELINE 2019

Smile Lite MDP is a plug and play device that is very easy to use and that doesn't need any special App, calibration process or specific education. It will allow you to drastically improve your results with the camera of your smartphone... very easily, simple, and compact.

Soon it will become a mandatory tool for you:

- Photos for shade taking
- Every day communication with the lab
- Short video clips
- Patients' documentation
- Artistic pictures



6600
Smile Lite MDP

Smile Lite MDP can be considered as a "mini photo studio". It is equipped with three groups of LEDs (light emitting diodes): each group can be lit up individually, while you also have the possibility to set the power of illumination thanks to a dimmer (four different steps of power).

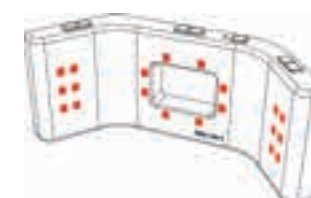
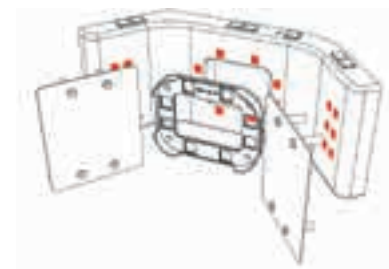
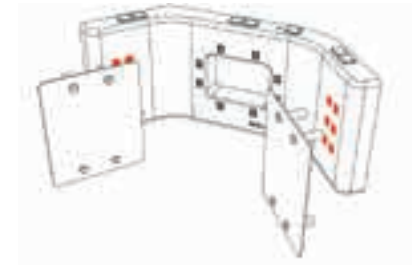
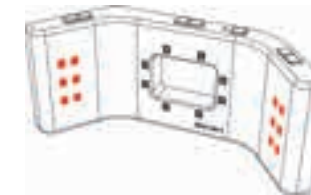


The back of Smile Lite MDP is equipped with a universal adaptor that is adjustable for any model of smartphone having a width between 55-85mm.



Universal adaptor
55-85 mm width

The different lightings



...and the results



Unretouched images realized with smartphone + Smile Lite MDP + Flexipalette contrastor

MESSAGE OF THE INVENTOR

Dear colleagues, dear friends,

After some 5 years of experiments with the use of smartphones in dental photography, I had the opportunity to start the development of Smile Lite MDP with the community Styleitaliano and the Swiss company Smile Line SA.

It is a huge pleasure and pride for me to introduce you a tool that development was 100% focused on dental photography with smartphones (MDP = mobile dental photography). Smile Lite MDP is a total revolution for dental photography because of its extreme simplicity of use, the professional results it is possible to reach and also because of its economical aspect. When making the comparison with photography with an SLR (single lens reflex) camera, the Smile Lite MDP can be described as a **mini photo-studio** that is able to cover the major needs of the user for:

- A ring flash
- A dual flash
- Photography with softbox
- Photography with a polarizing filter
- Photography using softbox and polarizing filter combined
- Short videos

On the previous page, you can discover a few examples of images that highlight the amazing possibilities when using a smartphone with Smile Lite MDP. After a very short time of tests and training, you too will be able to achieve such highly professional pictures.

Today on my opinion dental photographs are mandatory in every dental office, for the communication with a patient and with the lab and of course for your own patients' documentation! Smile Lite MDP has reached such a level of simplicity that it would be a pity to do without it.

I invite you to be curious, to enjoy playing with light and shadow and discover the phenomenal possibilities of the cameras on today's smartphones.

Wishing you a lot of pleasure at your first steps with Smile Lite MDP!

Sincerely,

Prof. Louis Hardan DDS, CES, DEA, PhD
Head Of Department Restorative and
Esthetic Dentistry
Saint-Joseph University, Beirut, Lebanon

WWW.SMILELITEMDP.COM



SMILELINE 2019



Un-retouched images realized with smartphones + Smile Lite MDP.



MDP ACCESSORIES



6610
Lateral diffusers



6620
Polarizing Filter



6630
Flexible arm



6640
Monopod



6699
Hard Case

LATERAL DIFFUSERS (2 PCS)

Great for softening light and making surface texture more prominent.

POLARIZING FILTER

Removes the reflection from the teeth and helps to determine the value of shade selection. It also helps to see the characterizations under the enamel layer.

FLEXIBLE ARM

Flex-arm is wonderful for the clinician who wishes to capture short video clips. The clamp can be mounted either on the table or on a round tube support.

MONOPOD

It will provide great stability when taking pictures.

HARD CASE

The ideal protection when travelling with Smile Lite MDP.

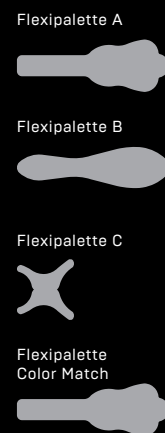
FLEXIPALETTE

In partnership with Styleitaliano, a study group of passionate clinicians and researchers, Smile Line introduces on the market an assortment of very unique and innovative contrastors intended for intra-oral photography: Flexipalette.

Flexipalette is made out of a bendable copper sheet 100% overmoulded with a medical grade silicone rubber, latex free, safe and hypoallergenic.

- Flexipalette can be sterilized in autoclave at 135°C
- Flexipalette is absolutely opaque and reflection-free
- Flexipalette is gentle and soft in the patient's mouth
- Flexipalette can be folded in a 30° to 45° degree angle

When visiting Smile Line's website, you'll discover an instructive video-clip demonstrating you how to use Flexipalette and its great advantages.



With Flexipalette

Without Flexipalette

A must have for
intra-oral photography



Description	Item no.
Flexipalette, set of 4 forms	FP-3100
Flexipalette, form A	FP-3001
Flexipalette, form B	FP-3002
Flexipalette, form C	FP-3003
Flexipalette, Color Match	FP-3004



PHOTOCAD

A NEW GENERATION OF RETRACTORS



The innovative design of the Photo-CAD retractors allows for the best results with photography of the 4 quadrants and during digital impressions with Cad CAM systems. Photo-CAD can be ergonomically folded and adapted to the patient's mouth and to the needs of the photographer. They have a soft surface for the patients' best comfort. **The material is opaque, reflection-free** and can be sterilized.

Photo-CAD LOW is a totally unique tool which allows for the retraction of both the cheek and the tongue in the same use during an "occlusal" image capture of a lower quadrant. It allows to make the arch free by keeping aside the soft tissues. Photo-CAD LOW also makes optical scanned-impressions of lower preparations easier.

Photo-CAD UP is a cheek retractor which can be used every day. Its function when in use for dental photography will be to retract the vestibular soft tissues in the area upper pre-molar/ molar during "occlusal" image capture. It will be of great help too during optical scanned-impressions for Cad-CAM systems.

Description	Item no.
Photo-CAD, set of 3 pcs	PC-3100

SIDEKICK

IMPLANT DRIVERS CLINIC

SMILELINE 2019



Nobel Biocare¹ Compatible driver

D-400-NOB-S, 8 mm
D-400-NOB-M, 13 mm
D-400-NOB-L, 25 mm

Straumann¹ Compatible driver

D-400-STR-S, 8 mm
D-400-STR-M, 13 mm
D-400-STR-L, 25 mm

Astra Tech¹ Compatible driver

D-400-AST-S, 8 mm
D-400-AST-M, 13 mm
D-400-AST-L, 25 mm



Friadent¹ Compatible driver

D-400-FRI-S, 8 mm
D-400-FRI-M, 13 mm
D-400-FRI-L, 25 mm

3i¹ Compatible driver

D-400-iii-S, 8 mm
D-400-iii-M, 13 mm
D-400-iii-L, 25 mm

Camlog¹ Compatible driver

D-400-CAM-S, 8 mm
D-400-CAM-M, 13 mm
D-400-CAM-L, 25 mm



Ankylos¹ Compatible driver

D-400-ANK-S, 8 mm
D-400-ANK-M, 13 mm
D-400-ANK-L, 25 mm

SPI¹ Compatible driver

D-400-SPI-S, 8 mm
D-400-SPI-M, 13 mm
D-400-SPI-L, 25 mm

Flat driver 1.4 mm

D-400-1.4-S, 8 mm
D-400-1.4-M, 13 mm
D-400-1.4-L, 25 mm



D-401
Driver's head

Sidekick's box of screwdrivers for implantology gathers 9 models (each available in 3 lengths) that are compatible with the most popular implant systems on the market. The aim is that you have available, **anytime and immediately THE correct model and length of driver needed.**

Thanks to the wide choice of proposed geometries, in 99% of the cases you'll find a compatible model with other brands of implants' screws. A smart clipping mechanism allows you to quickly assemble/disassemble the driver's tip and the (very compact) head.

For completing the concept, Smile Line has created a special clamp forceps which tip is perfectly designed to match the profile of the driver's head for extra tightening or difficult un-tightening. Its use is extremely comfortable **with a direct access to the head's side** without removing the driver from its place.

Smile Line's box of implant drivers is available in two executions: the "basic" set that includes one driver tip of each in the medium size (9 tips + 1 head) or the "master" set that includes one driver tip of each in the three sizes (27 tips + 1 head).

Should you prefer to compose your own customized box, you may order all the components individually.



Ergonomic, universal
and comfortable



Description	Item no.
Sidekick implant drivers set, inclu. 9 tips 13 mm, 1 head, aluminum box	D-430-Basic
Sidekick implant drivers set, inclu. 27 tips (8-13-25 mm), 1 head, aluminum box	D-430-Master
Sidekick aluminum box, empty	D-499
Replacement o'ring for driver's head, 5 pcs	D-403

SIDEKICK CLAMP FORCEPS

The design of its jaws allows lateral access and grip of the screwdrivers! In short, much better comfort and ergonomics!



D-402
Clamp forceps



scale 1:1

DYNAMOMETRIC KEY

Adjustable: 15 / 20 / 25 / 35 Ncm

scale 1:1



D-490
Dynamometric key

scale 1:1



D-491
Adapter for dynamometric key

Thanks to its adapter (#D-491), this dynamometric key is compatible with all Sidekick's drivers tips.
Note : owners of an original Straumann key will only need the adapter D-491 for being able to use all the Sidekick tips in any circumstances.

¹Nobel Biocare, Straumann, Astra Tech, 3i, Camlog, SPI, Ankylos, Friadent are all registered Trademarks.

VENEER ME

Thanks to veneerME, you'll be able to carry and ship and also manipulate your hyper-delicate veneers in the highest conditions of security!

Maximum security
for your veneers



Description	Item no.
veneerME, set of 3 complete boxes, 3 spare PU pads and 3 spare membrane-frames	2600
veneerME, spare PU pads (10 pcs)	2610
veneerME, spare membrane-frames (10 pcs)	2620
veneerME, Mini-set of 1 complete box, 1 spare PU gel pad and 1 spare membrane-frame	2600-1

SMILELINE 2019

The sticky polyurethane gel-pad

The base of veneerME box is covered with a sticky pad out of polyurethane gel. Veneers are placed on this pad on their buccal surface, and adhere naturally. All the preparation process of the internal part of the veneer (acid etching, silanization) can be done in this position **without any fear of a veneer escaping or falling on the floor**. The pad's material is super resistant and can be re-used several times (it is easily replaceable in case of deterioration).

The security membrane-frame

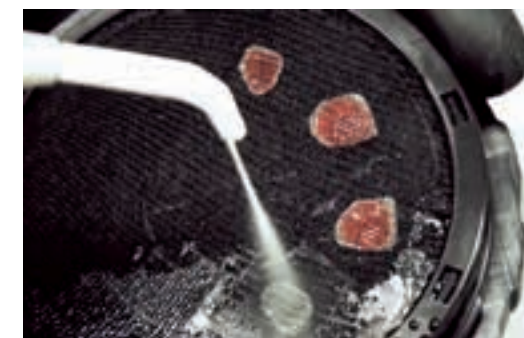
Once the veneers are secured on the pad, the membrane-frame is clipped on the base of veneerME box for extra fixation. The xx-thin membrane, made out of nylon, delicately adapts to the shape of the veneers. This done, you just need to close the lid and your master work is ready for delivery. The membrane-frame can be replaced -if needed- after having been used several times.

Huge advantage: the membrane is permeable! In other words the clinician can proceed with rinsing and drying after having replaced the membrane-frame on the base. This way the clinician can work in the best conditions and in total security.



HOLDING GEL

Gel for temporarily
fixation



A small drop on the die is enough for holding very well – and temporarily – your delicate porcelain veneers as well as your full-ceramic restorations on the model.

This gel is essential for **checking the contact points, for the application of correction powders with great ease and for restorations that oppose each other.**

Transparent, so it doesn't alter the shade – it completely dissolves in water and doesn't leave any residue after firing.



Description	Item no.
Holding gel, 2 x 6 ml	5110

MY SHADE GUIDE FOR COMPOSITES

EASY MAKING OF DENTIN ENAMEL SAMPLES

Thanks to the special design of the two-parts mould, you have the possibility to produce very easily and in a professional way your **composite teeth samples dentin-enamel**.

A small portion of enamel is placed in the first mould, then pressed with help of the second mould which is in fact presenting a positive shape of dentin. Result after light-curing of this first step will be a composite veneer out of enamel material. The second step will need the filling of the hollow part of the veneer with the selected shade of dentinal composite material. Simple, fast and professional!

Two sets are proposed (Minikit and Masterkit), offering both the needed accessories for the production of your customized shade guide.

SMILELINE 2019



SAMPLER

This very precise tool allows you to produce composite tabs from your personal materials in a very simple and professional way. Thanks to the graduation, you can decide of the thickness of your samples.


Should you wish, black tablets out of laminated card stock exist and give you the possibility of gluing and indexing all your tabs for complete customization.

Sampler for composite tabs



Transparencies according to different thicknesses

Description	N°Art.
My Shade Guide, Mini-kit: 1 holder, 5 sticks&clips, 1 double mould in silicone	7600-N
My Shade Guide, Master-kit: solid aluminum base with PC lid, 5 holders, 25 sticks&clips, 1 double mould in silicone	7500-Master
Double mould in silicone	7630
Sticks & clips, 100 pces	7520-N
Sticks & clips [25 pces] + holders [5 pces]	7522-N
Clips, 100 pces	7525-N



Description	Item no.
Sampler only	7015
Indexing tablet, 5 pcs	7016

COMPO-BRUSH

The new Compo-Brushes developed with Styleitaliano are intended for composite staining.

Their black synthetic fiber allow for **extreme precision with the best contrast**. A working quality superior to standard brushes you find normally in the composite kits. Brush tips hold by friction on their handle.

#000 Posterior brush tip can easily be bent by the user for a better access to the posterior areas.

Compo-Brush set contents two complete brushes and two replacement brush-tips of each model. Single brushes as well as brush tips refills are available separately.

Description	Item no.
Compo-Brush, set of 2 brushes and 2 spare tips ea. (2 x ANT & 2 x POST)	4650-Set
Compo-Brush, tips #000 for posteriors (50 pcs)	4651-POST
Compo-Brush, flat tips for anteriors (50 pcs)	4651-ANT




4650-POST
Compo-Brush,
complete brush
#000

4650-ANT
Compo-Brush,
complete flat brush
#000

SMILELINE 2019



ORGAN.EZ



Solid aluminum
burstand



8100
Organ.ez, solid
aluminum stand
for HP & FG burs

At first sight, some will see a sculpture placed on the bench. Don't be misled : **ORGAN.EZ** is first and foremost extremely useful and ergonomic.

ORGAN.EZ allows you to **systematically arrange** your burs, diamonds, polishers with a simple notion – knowing instantly where to find them instead of having to search.

Made out of solid aluminum, ORGAN.EZ is very stable where you place it. For a maximum comfort when taking or replacing the burs, the entrance of each hole starts with a slight angle.

A maximum of 63 instruments with a shaft 2.35 can be placed. On the first level, you'll notice 8 additional holes intended for the placement of your air-turbine burs.

SILICONE MOULDS

N-ARCHITECT ANTERIORS

SMILELINE 2019



Made out of transparent silicone, these moulds allow you to easily and rapidly produce your light curing composite veneers for semi-direct or indirect technique.

The assortment is gathering beautiful basic shapes: triangular, oval, rectangular as well as universal lower anterior form, all available in two sizes for a total of 8 moulds in the set.



Description	Item no.
New Architect, set of 8 anterior silicone moulds	2111

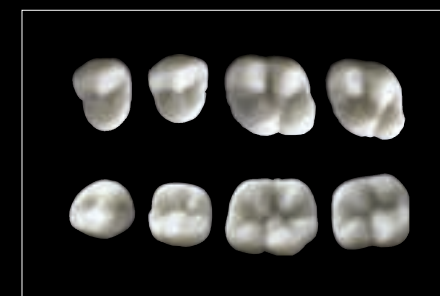
SILICONE MOULDS

N-ARCHITECT POSTERIOR



N-Architect posterior moulds complete the assortment of anterior moulds described on the left page. Two upper and two lower sizes are supplied in the set.

Ideal for semi-direct and indirect composite technique, these moulds are also beloved in the dental laboratories for producing pressable ceramics.



Description	Item no.
New Architect, set of 4 posterior silicone moulds	2121

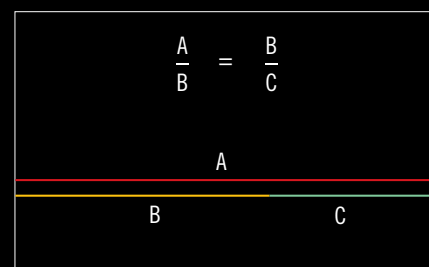
GOLDEN SECTION DIVIDER

The golden proportion is a ratio which result is called mathematically Phi (1.618) or phi (0.618). It is proven that **the universe uses this proportion for its own construction**, from the genetic sequences up to the level of galaxies, passing by construction of flowers, insects, a hand, a face or the whole body.

As we are able to divide a line by its middle or draw a perpendicular, we all recognize the Golden Proportion as a constant for harmony and balance.

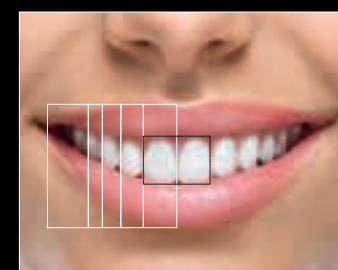


Description	Item no.
Golden Section Divider set, including an assortment of 6 grids blocs, instructions	6010



For the determination of the Golden Proportion

55 144 723 377 110 987 1597 7554 4181 6 10348 17711 28657 46 1075 121393 18 17811



FASCINATING TOOL

Golden Section Divider will **allow you to easily assimilate "physically" the concept**. Slightly or widely open, the Golden Section Divider indicates always two segments respecting the golden proportion. Made out of the highest quality stainless steel and very carefully assembled by hand, the divider is a wonder of precision mechanics. It is supplied together with an assortment of the very useful blocs of grids and of course with instructions of use.



THE GOLDEN PROPORTION IN DENTISTRY

Many studies mention the golden proportion as being one of the ingredients for the harmony of a smile and dentition (see images). The Golden Section Divider and the grids allow you to discover in a few seconds the theoretical ideal goal in comparison to the real situation in the mouth. These informations are very exciting and very useful for :

- **esthetic anterior cases**
- **dentures**
- **positioning-angle-axis of teeth**
- **gingivectomy**
- **wax-up control**



The "Golden Section Grids" printed on paper (assortment of blocs supplied in the kit) are very useful for registrations in the mouth of a patient as well as when working with a model.

INTERACTIVE

Smile Line's catalogue is traditionally produced every second year. During those two years, obviously we develop and launch on the market more innovative products and developments. You can discover them in real time on our regularly updated website www.smileline.ch



SMILELINE 2019

STYLEITALIANO

MORE THAN JUST AN INSPIRATION FOR US

The study group Styleitaliano started with a meeting between two friends, Dr. Walter Devoto and Prof. Angelo Putignano, both worldwide renowned experts in restorative aesthetic dentistry. Their goal is to share with the most people simple and proven techniques allowing everyone to improve and tend towards success.

Since then, the study group met a huge development for becoming one of the most respected and followed group internationally.

WWW.STYLEITALIANO.ORG

WWW.FACEBOOK.COM/STYLEITALIANO

Smile Line and Styleitaliano met in 2011. While we were focusing on the development of tools and accessories dedicated to the dental laboratory, Styleitaliano allowed us -thanks to their innovative and brilliant ideas- to open the door of dental offices.

We wish to express here our warm thanks to every person in the Styleitaliano group for their kindness, availability and humility.



Smile Line ☺

made in switzerland

Smile Line SA

Z.I La Clef 5

PO Box 229

CH-2610 St-Imier · Switzerland

Tel. +41 32 944 22 44

Fax +41 32 944 22 45

mail@smileline.ch

www.smileline.ch

